

Unterschiede öffentl. Dienstleistungen und Infrastruktur



Städtischer Raum



Intermediärer Raum



Ländlicher Raum



Alle Gemeinden



Steuerkraft



2000 2018



2000 2018




2000 2018




2000 2018



Öffentlicher Bildungsaufwand




2000 2017



2000 2017



2000 2017




2000 2017



Erreichbarkeit MIV



2013 2020



2013 2020




2013 2020




2013 2020




Erreichbarkeit ÖV




2013 2020



2013 2020



2013 2020



2013 2020




Ambulante Pflege




2013 2018



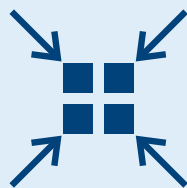
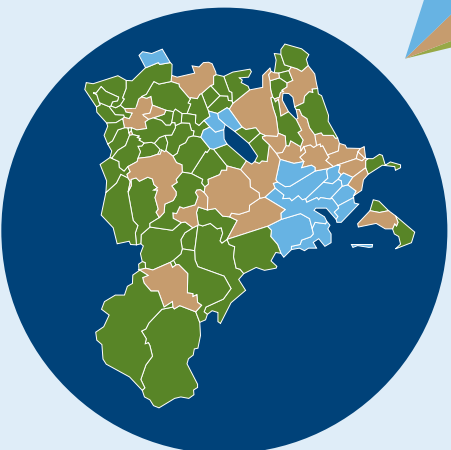
2013 2018



2013 2018



2013 2018



Gemeindeunterschiede nehmen ab



Gemeindeunterschiede bleiben stabil



Gemeindeunterschiede nehmen zu



Keine Aussage möglich